




BISHOPS CHILDREN & YOUTH COUNCIL

Facilitators Guidebook



INTRO

Welcome to this guidebook

The Purpose...

We are reimagining how we hear and respond to the voice of children and young people in the Diocese of Leicester. In partnership with schools and church groups, across a range of contexts, we are running some experimental listening groups.

What are Listening Groups?

Listening groups are facilitated spaces, where children and/or young people are asked to share their thoughts and ideas, in response to a series of conversation prompts and interactive activities.

The Process...

01 Agenda setting - we ask children and young people to suggest topics to explore in listening groups. These suggestions give shape to a listening resource, which is created by young people.

02 Listening – we distribute the listening resource to facilitators who run listening groups in school and church contexts. Facilitators record responses and send unfiltered feedback.


03 Sense Making – we ask a group of young people to make-sense of the feedback received from listening groups, identifying key questions to ask our Bishops.

04 Reporting - we create a report of our listening.

05 Responding – we ask our Bishops to respond to key questions via video. The report and response video are sent to our listening groups to share with their school or church and published on the Diocesan website.



LISTENING



We have completed two termly listening processes.

BISHOPS CHILDREN & YOUTH COUNCIL



Listening & Responding

We are reimagining how we hear and respond to the voice of children and young people in the Diocese of Leicester.

In partnership with schools and church-based groups across a range of contexts, we are running some experimental listening groups.

Listening groups are made up of children and/or young people who are asked to share their thoughts, ideas, and stories. It responds to a series of conversation prompts and interactive activities.

'It was great, the young people engaged really well and it highlighted topics it would be good to explore with them'
- facilitator



In Spring Term, 43 young voices, in three schools and four church groups, explored the theme of listening.

We asked Bishop Martyn, *how do you think the Diocese could help children and young people feel more listened to in church?*



In Summer Term, 91 young voices, in seven schools and five church groups, considered how they practice faith.

We found out prayer is an important faith practice in school, church and at home!

Read listening reports and watch Bishop Martyn's response videos >> <https://www.leicester.anglican.org/info-for-parishes/children-families-and-young-people/bishops-children-and-youth-council-bcyc>



SPECIAL LISTENING

This Autumn Term we are running a special listening process in partnership with a national Church of England project board.

The project board, chaired by Bishop Martyn, are leading on the Church of England's plan to develop and support 30,000 leaders of mission with children, young people and families.

The board want to listen to young voices, to understand what children and young people value in leaders.

SESSION PLAN (suggested)

Find below a SUGGESTED session plan. Full permission to use this resource creatively in your setting. You know your children, young people and context best. You may like to add juice and biscuits. Change the timings. Adapt the rounds to suit your groups needs, timeframe and available resources.

[2 min] Introduction:

Welcome everybody. Explain what the session is about... part of something bigger... Bishops Children & Youth Council... National Church of England Project Board.

[1 min] Pray (if appropriate in your context):

Use the suggested prayer or do your own thing.

[20-25 min] Rounds:

Invite each participant to share a response in each round. Encourage participants to be HONEST! Don't tell us what you think we want to hear... There's no right or wrong. Their voice and opinions matter.

[2 min] Closing:

Thank everyone for their contributions and honesty and explain next steps... (from intro page).

Listening Prayer

God, we thank you that you are here with us.
We thank you for listening to and responding to our prayers.
God, in this listening group, we ask you to give us -
Grace to listen deeply,
Wisdom to speak thoughtfully,
Courage to share honestly.
Amen.

ROUND 01

Figure Out the Leader

Description: Write responses on a figure outline.

You will need:


- Roll of lining paper or A4 sheets stuck together.
- The question (below)
- Pens or pencils

How to: Unroll lining paper or create a large piece of paper on the floor by sticking A4 sheets of paper together. Ask for a volunteer to lie down on the piece of paper. Ask for another volunteer to draw around them with a pen to create a figure outline.

Ask your group the question. Invite each participant to write down their responses (as many as they like) on the figure outline.

Question: What qualities do you think are important in a leader?

Recording: Take a photo of the completed figure outline. Send photo to Tracey and/or Matt.



FACILITATOR PROMPTS



Round One

If any of your group are struggling to answer the question, try...

“Think of a leader you like. It could be a teacher, the captain of a sports team, the prime minister, or a character from a movie. What do you think makes them a good leader?”

You could show and/or print the *Listening Resource PowerPoint* to add a visual prompt.

If writing is a barrier, encourage participants to act or share their response with a friend or facilitator to scribe.

Give permission to participants to draw their response.

ROUND 02

Ballot Box

Description: Complete response cards and post in the box


You will need:

- Cardboard box with a slot (*an empty tissue box works well!*)
- Pens or pencils
- Response cards (*print & cut*)
- Response prompt poster or PowerPoint slide

How to: Distribute two response cards to each participant. Show the group the response prompt and ask them the question. Invite each participant to write down their responses (remind the group there is no right or wrong, simply their opinion!)

Invite participants to place their complete response cards in the suggestion box.

Recording: Photograph the response cards after the session. Send photos to Tracey and/or Matt.



FACILITATOR PROMPTS



Round Two

It might be helpful to clarify **wider world** and **daily life**.

Wider World includes people you know of. People you like or follow or who inspire you. People who you have no relationship with.

Daily life includes people you know in real life. People you have a relationship with.

For younger children they could do wide arms for wider world and point to self for daily life.


Print the *Prompt Poster (below)* and show PowerPoint prompt slide to add a visual prompt.

If writing is a barrier, encourage participants to act or share their response with a friend or facilitator to scribe.

RESPONSE CARD

In the wider world, I would like to be like


because _____



RESPONSE CARD

In the wider world, I would like to be like


because _____



RESPONSE CARD

In the wider world, I would like to be like


because _____



RESPONSE CARD

In the wider world, I would like to be like


because _____



RESPONSE CARD

In my daily life, I would like to be like


because



RESPONSE CARD

In my daily life, I would like to be like


because



RESPONSE CARD

In my daily life, I would like to be like


because



RESPONSE CARD

In my daily life, I would like to be like

because



1

in the wider world

Superheroes

TV / Movie Characters

Sportspeople

Famous People

World Leaders

Pop Stars

YouTubers

I WOULD LIKE TO BE LIKE...

in daily life

Parents

Club Leader

Sports Coach

Older Sister / Brother

Teacher

Family Member

2

ROUND 03

Yes, No or Maybe!?

Description: Answer 'yes, no or maybe' to each question.

You will need:

- Three A3 sheets; labelled *YES*, *NO* and *MAYBE*.
- Question & score sheet

How to: Label three sheets of A3 paper; *YES*, *NO* and *MAYBE*. Place them on the floor. '*YES*' one end of the room, '*MAYBE*' in the middle and '*No*' the other end of the room.

Read the question aloud inserting a different *person* from the list. Invite participants to stand next to *YES*, *NO* or *MAYBE* each round.

Recording: Record the scores for each round on the scoresheet provided and send to Tracey and/or Matt.


Question: If you have a question about faith, would you talk to _____?



Question & Scoresheet	YES	NO	MAY BE
<i>Example scores for group of 10 participants</i>	6	3	1
1. If you have a question about faith, would you talk to your parents?			
2. If you have a question about faith, would you talk to your friends?			
3. If you have a question about faith, would you talk to grandparents?			
4. If you have a question about faith, would you talk to older brothers or sisters?			
5. If you have a question about faith, would you talk to a teacher? <i>(or someone at school)?</i>			
6. If you have a question about faith, would you talk to a vicar or faith leader?			
7. If you have a question about faith, would you talk to a children's worker / youth worker?			



FACILITATOR SPEED BACK



Please copy and paste the questions below into an email and briefly answer each question. Feel free to write as much or as little as you would like... all (brutally honest) feedback is helpful as we shape this experiment together.

Email your feedback to:

Tracey > tracey.manns@leicesterdbe.org

Matt > matt.long@leicestercofe.org

Questions:

1. Where did you meet? (*Name of church / school / group*)
2. How many children / young people / participants in your group?
3. Age range and rough makeup of group?
(*Gender, ethnicity, Special Educational Needs & Disability*)
4. Reflections on the listening group? What worked well? What didn't? What would you change / do different next time?
5. Any other comments / reflections / ideas?