



WORKBOOK

For facilitators



**Bishops
Children &
Youth Council**

INTRO

Welcome to this workbook

The Purpose...

We are reimagining how we hear and respond to the voice of children and young people in the Diocese of Leicester. In partnership with schools and church groups, across a range of contexts, we are running some experimental listening groups.

What is a Listening Group?

Listening groups are made up of children and/or young people who are asked to share their thoughts, ideas, and stories, in response to a series of conversation prompts and interactive activities, led by a facilitator.

The Process...

Agenda setting - we ask children and young people to suggest topics to explore in listening groups. These suggestions give shape to a listening resource, which is created by a small group of young people. We also include a question from our Bishops.

Sense Making – we ask a small group of young people to make sense of the feedback received from listening groups and to identify key questions to ask our Bishops.

Reporting - we create a report of our listening. The report is sent to our Bishops and senior leadership team for their response.

Responding – we ask our Bishops to respond to the report and key questions via video. The report and video are sent to our listening groups to share with their school or church and published on the Diocesan website.

OUTLINE

(suggested)

[2 min] Introduction:

Welcome everybody and describe why the listening group is happening... this is part of something bigger... Bishops Children & Youth Council...

Pray (if appropriate in your context)

*God, we thank you that you are here with us.
We thank you for listening to and responding to our prayers.
God, in this listening group, we ask you to give us -
Grace to listen deeply,
Wisdom to speak thoughtfully,
Courage to share honestly.
Amen.*

[25 min] Rounds:

Remind and encourage participants to be HONEST! Don't tell us what you think we want to hear... There's no right or wrong. Your voice and opinions matter.

We will provide a series of conversation prompts and interactive activities to use (below) to stimulate sharing and discussion. Invite and encourage each participant to share a response in each round. Try to keep time (five-minute rounds).

[3 min] Closing:

Thank everyone for their contributions and honesty and explain next steps... (from intro page).

ROUND 01

Sticky Venn*

Description: Stick post-it notes on a Venn diagram

**A Venn diagram uses overlapping circles to illustrate the relationships between two or more sets of items.*


You may need: Printed Venn diagram or 3x hula hoops, the question, blu-tac, pens/pencils, sticky notes, camera phone.

How to: Print out or create your own Venn diagram using hula hoops. Label the circles school, household & Church.


Ask your group the question. Invite each participant to write down their responses on sticky notes (as many as they like). Invite participants to stick their answers on the Venn diagram.

Recording: Take a photo of the completed Venn diagram.

Question: How do you practice or learn about faith at school, church, and home?



Sticky Venn Template



ROUND 02

Bishop Martyn's Question

Description: Answer the question

You may need: Paper, pens/pencils, the question, smart phone.

How to: Ask the group Bishop Martyn's question. Invite each participant to either write down or think about their response (remind the group there is no right or wrong, simply their opinion!)

After participants have had some time to think or write their responses, invite each participant to share aloud in turn.

Recording: If possible and you have permissions, record short responses using 'voice note' on your smart phone. Alternatively, collect written responses and photograph them.

The Question: How can the Church help you to follow Jesus and grow in faith?



ROUND 03

Yes or No?

Description: Quickfire yes or no answers only

You may need: Pen, Printed Quiz sheet.

How to: Print the appropriate quiz sheet (below). Read each question aloud. Ask participants to answer ONLY yes or no. Participants could raise right arm for yes, and left arm for no. Or stand for yes, and sit for no. Or move to one side of the room for yes and the other for no. You choose!

Optional Extra: After completing the yes/no questions, ask the group to expand on their 'yeses'... What Christian resources do they use? How do they use social media to explore faith?

Recording: Record responses / the number of 'yeses' and 'nos' for each question in the appropriate box on the quizsheet below.



| Secondary/Youth Quizsheet | YES | NO |
|--|-----|----|
| Do you watch YouTube? | | |
| Do you watch videos about faith on YouTube? | | |
| Do you use Instagram? | | |
| Do you follow any faith accounts on Instagram? | | |
| Do you use Snapchat? | | |
| Do you discuss faith on Snapchat? | | |
| Do you use TikTok? | | |
| Do you watch videos about faith on TikTok? | | |
| Do you watch TV / Netflix? | | |
| Do you watch any TV shows about faith? | | |

Scribble Space

| Primary / Child Quizsheet | YES | NO |
|---|-----|----|
| Do you watch YouTube? | | |
| Do you watch videos about faith on YouTube? | | |
| Do you read books? | | |
| Do you read books about faith? | | |
| Do you play games online? | | |
| Do you explore faith through online games? | | |
| Do you have a phone? | | |
| Do you use your phone to explore faith? | | |
| Do you watch TV / Netflix? | | |
| Do you watch any TV shows about faith? | | |

Scribble Space

ROUND 04

Tier List

Description: Order responses in tiers from most to least

You may need: Print out of responses, the question, camera phone.

How to: Print, cut up and lay out responses on the floor or a table. Ask the group to collectively order the responses. When the group have finished, ask each participant to identify their most and least... is it the same as the group consensus or different? Why?

Recording: Take a photo of the completed tier list. Note down individual answers and differences, especially common differences.

Question: What are the issues the Church should be engaged with? Order from most important to least important...



Christian
Prayer &
worship

Education /
Helping people
to learn

Politics / Helping
government to
make decisions

Environment /
Climate Crisis


Immigration /
Helping
refugees &
asylum seekers

Health care /
Helping the sick


Poverty /
Helping the
poor

Inclusion /
Making people
feel safe &
welcome

Reconciliation /
Peace making &
helping with
conflicts



FACILITATOR SPEED BACK



Please copy and paste the questions below into an email and briefly answer each question. Feel free to write as much or as little as you would like... all (brutally honest) feedback is helpful as we shape this experiment together.

Email your feedback to:

Tracey > tracey.manns@leicesterdbe.org

Matt > matt.long@leicestercofe.org

Questions:

1. Where did you meet? (Name of church / school / group)
2. How many children / young people / participants in your group?
3. Age range and rough makeup of group? (Gender, ethnicity)
4. Reflections on the listening group? What worked well? What didn't? What would you change / do different next time?
5. Any other comments / reflections / ideas?